






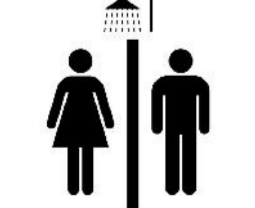







# Planübersicht

Wohnmobilstellplatz



## Zeichenerklärung

- |   |                                |   |   |   |
|---|--------------------------------|---|---|---|
|  | Ihr Standpunkt - your location |  | Wasserzapfstelle - water point                    |   |
|  | WC - toilet                    |  | Entsorgungsstation - disposal station             |   |
|  | Dusche - shower                |  | Stromanschluss - power connection                 |  |
|  | Dusche & WC - shower & toilet  |  | Fahrtrichtung - direction of travel               | Müllstation - disposable place  |
|  | Empfangshaus - information     |  | Freizeit- und Aufenthaltsfläche - recreation area |   |
|  | P Parkplatz - parking          |  | Grauwasserentsorgung - greywater disposal         |   |